AZIMUTH

PRESSES & AUTOMATION

AZIMUTH CONTROLS

PRESS CONTROLS

ONE SCREEN · PRESS, FEED & DECOILER

Designed, programmed and built by Azimuth. Programmable cams, die protection, gags and lube monitoring on one touch screen, for new presses, complete lines or a retrofit.



CAMS | DIE PROTECTION | GAGS | LUBE | RECIPES

AZIMUTHPRESS.COM

BUILT & ASSEMBLED IN NORTH AMERICA · SINCE 1975

WE DESIGN. WE BUILD. WE SUPPORT.

WHY AZIMUTH CONTROLS

PROGRAMMABLE CAMS
Outputs set by crank angle for feed, blow-off and part ejection, with direction, input condition and timer. Name each one.

DIE PROTECTION
Sensor inputs checked inside the angle window you set, normally open or closed. A missed signal stops the press.

GAG CONTROL
Up to 16 named gags per die, with extend and retract confirmation and a punch confirmation delay.

JOB RECIPES
Press and feed recipes saved per die. Pick the job at changeover and the line is set.

LUBE MONITORING
Timed grease cycles with sensor feedback. A cycle that fails or runs too long raises an alarm.

SAFETY AT A GLANCE
A live map of the line shows every light curtain, E-stop, door and die block, and which one is open.

BUILT-IN DIAGNOSTICS
Live I/O map, output testing, alarm history and production statistics, right on the screen.

OUR OWN CODE
Programmed by our UL certified automation shop. When you call, you reach the people who wrote it.

ONE CONTROL FOR THE WHOLE LINE

01 · PRESS — Inch, single and continuous modes, ram adjustment, top stop and two-hand control.

02 · FEEDER — Feed recipes, multi-step sequences and torque monitoring on the same screen.

03 · DECOILER — Run from the same HMI, with local pendants at the feeder and decoiler for threading.

On a turnkey line, press, feed and decoiler share one HMI and one PLC instead of three separate controls.



The settings menu: everything the setup technician needs, one tap away.

AVAILABLE ON

AZ1 · AZ2 · AZ-S1 · AZ-S2 · MODEL S SERVO PRESSES · RETROFITS OF EXISTING PRESSES

ON THE SCREEN

PRESS CONTROL

Every press function on one touch screen: big buttons, plain labels, and the same layout on every Azimuth press and line.

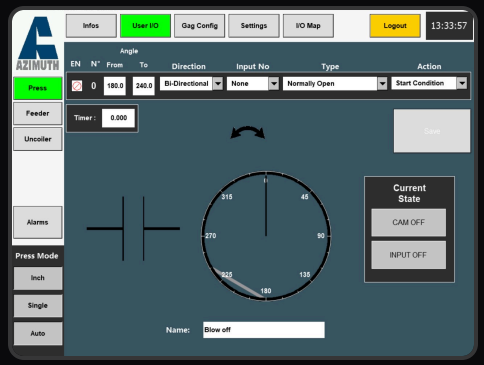

PROGRAMMABLE CAMS

Angle window, direction, input and action, shown on a live crank dial.

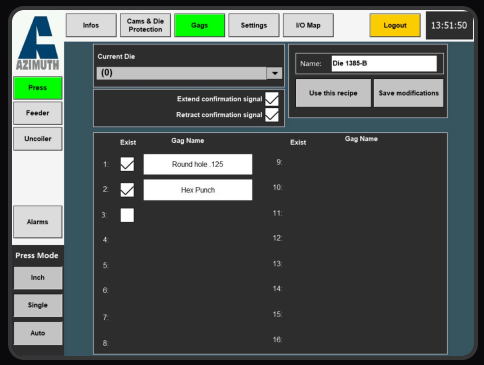

DIE RECIPES

Name the die, list its gags and save it. Recall it at the next changeover.

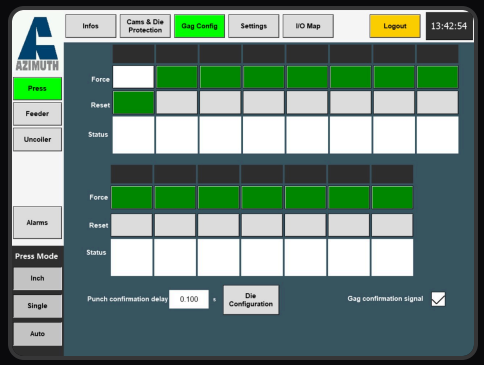

GAG CONFIGURATION

Force, reset and status for each gag, with punch confirmation.

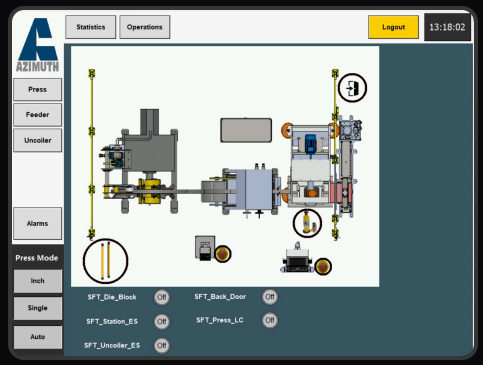

SAFETY OVERVIEW

See which light curtain, door or E-stop stopped the line.

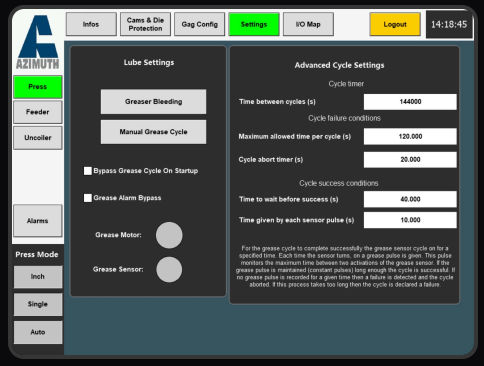

LUBE SETTINGS

Cycle timer, failure and success conditions, manual grease cycle.

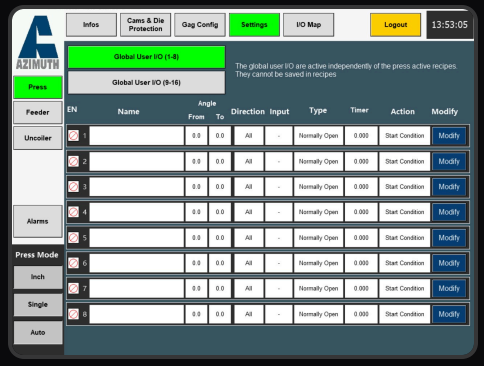

GLOBAL USER I/O

16 cams that stay active whatever recipe is running.



OUTPUT TESTING

Switch any output on or off to check wiring and devices at setup.



LIVE I/O MAP

Every press input by name, live, for fast troubleshooting.

15" Touch screen on complete lines, 7" on stand-alone presses

EN / FR English or French screens, one tap to switch

LOGIN Settings behind a login, so only setup staff change them

ON THE SCREEN

SERVO FEEDER CONTROL



FEED RECIPES

Speed, acceleration, deceleration and torque limit saved with each die.

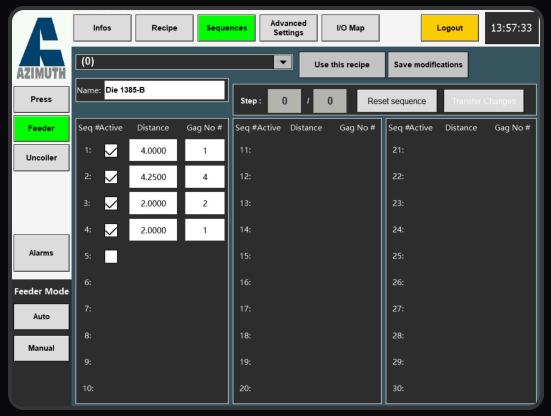

FEED SEQUENCES

Up to 30 steps, each with its own feed distance and gag to fire.



MANUAL & MICRO JOG

Jog each feeder by distance, live torque, and feed measurement to check the strip.

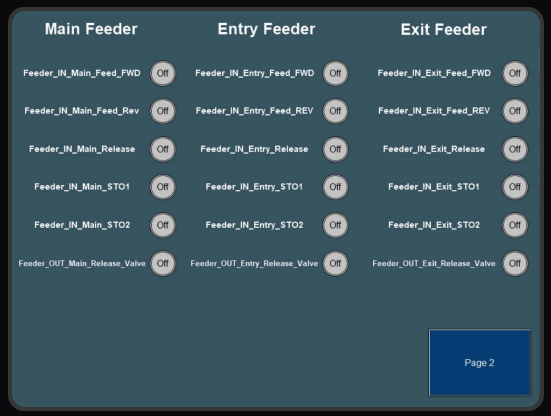

FEEDER I/O MAP

Forward, reverse, release and Safe Torque Off status for every feeder.



WHAT IT DOES

Up to three servo feeders: main, entry and exit, on one control

Multi-step feeding for dies that need a different progression on each hit

Torque limit and last-feed torque to catch a jammed or buckled strip

Auto or manual from the same screen as the press

Safe Torque Off monitored on every feeder drive



UL CERTIFIED AUTOMATION SHOP

BUILT IN-HOUSE

We design the electrical, build the panel, write the program and commission the line ourselves.

INSIDE THE CABINET

OMRON servo drives and motors for servo presses and feeders

ABB variable frequency drive for the main motor on AZ1 and AZ2 presses

Safety relay monitoring light curtains, doors and E-stops

Fused, labelled and numbered wiring in ducting, easy to service

Manual and drawings shipped with every cabinet

THE OPERATOR STATION

Emergency stop, start, top stop, safety reset and prior act on a swivel-mounted station

Key selectors for ram adjustment and press mode

Feeder and decoiler pendants: open and close, forward, reverse

OPTIONS

- 2-POINT TONNAGE MONITOR
- BARCODE SCANNER
- M-GUARD REMOTE SUPPORT
- SERVO FEEDER DRIVE & MOTOR
- MAIN MOTOR DRIVE FOR RETROFITS

AZIMUTH

PRESSES & AUTOMATION

WE DESIGN. WE BUILD. WE SUPPORT.

Upgrading an existing press or building a new line? Send us your press model and what it runs, and we will propose the control to match.

AZIMUTHPRESS.COM

sales@azimuthpress.com · +1 450 632 8080

NAPIERVILLE, QUÉBEC, CANADA · SINCE 1975

SPECIFICATIONS SUBJECT TO CHANGE WITHOUT NOTICE · © 2026 AZIMUTH MACHINERY LTD.